

1. Detection of Drug Residues on Surfaces

Examination of items or objects of personal use

- Select item.
- Perform test according to steps 1-14.

Skin

- Select surface area of the human body (finger tips, nose ...).
- Perform test according to steps 1-14.

2. Detection of Consumption

by examination of skin/sweat:

- Perform test according to steps 1-14.
- Choose location for sweat sampling according to the extent of perspiration (e. g. in the palm of the hand, on the forehead).
- External contamination should be excluded.

by examination of saliva:

- Perform test according to steps 1 to 7 and 9 to 14.
- Collect saliva sample inside the cheek or directly from the tongue.

NOTE: the test pad has to be saturated with saliva, shake off any excess of saliva.

3. Simultaneous Detection of Several Drugs with

DRUGWIPE® Twin and DRUGWIPE® 5

Available Twin Test Sets:

- Cannabis / Amphetamines / Methamphetamines (Ecstasy)
- Cocaine / Opiates

Drugwipe 5 covers the following drugs of abuse:

- Cannabis / Amphetamines / Methamphetamines (Ecstasy) / Opiates / Cocaine

Handling and evaluation is similar to the DRUGWIPE® single tests (as described in this instructions). The DRUGWIPE® Twin and DRUGWIPE® 5 contain individual detection zones for each drug.

4. Identification of unknown substances or Illegal Drugs in Liquids:

Securetec has recently launched under the brand name DRUG ID® a specific product line for the identification of unknown substances, tablets or liquids. DRUG ID® is easy to use, extremely reliable and provides test results within minutes. Please ask for further information.

5. Drugwipe program for additional training:

A more extensive DRUGWIPE® program for training is available on request.

1. Accuracy

DRUGWIPE® is an extremely accurate and reliable drug screening kit. It utilises the latest immunochemical detection technology, based on antibody gold conjugates.

2. Sensitivity

DRUGWIPE® can detect drugs present in quantities measured in tens of nanograms, that is about ten billionth of a gram.

DRUGWIPE® is available for Opiates, Cannabis, Cocaine, Benzodiazepines, Amphetamines and Methamphetamines/Ecstasy.

3. Reliability

Use DRUGWIPE® at +5° C to +40° C

Store DRUGWIPE® below +25°C/+77°F, transport below +35°C/+95°F for no more than three days.

Do not use if you have color impaired vision or if the packet is damaged. Irregular results may occur if the DRUGWIPE® is beyond the "expiration" date or if the white plastic body is immersed in the water or sample liquid and when using the test with strong acids, bases or materials prone to color loss.

4. Attention

DRUGWIPE® is a screening device. Positive DRUGWIPE® results should be confirmed by an recognized detection method such as a physical search, X-ray, GC/MS or HPLC.

Manufacturer:

SECURETEC DETEKTIONS-SYSTEME AG

Rosenheimer Landstr. 129

85521 Ottobrunn

Germany

Tel.: +49/89/627896-51

Fax: +49/89/627896-52

eMail: info@securetec.net

Dealer:



DRUGWIPE II®

Single- / Twin or Five Drugs in one Test

TESTS

SURFACES

SWEAT

SKIN

SALIVA

DETECTS

CANNABIS / HASHISH / MARIJUANA

COCAINE / CRACK

OPIATES / HEROIN / MORPHINE

AMPHETAMINES

METHAMPHETAMINES / ECSTASY

BENZODIAZEPINES

CONFIRMS

DRUG RESIDUES

DRUG PRESENCE

CONSUMPTION

DRUG ABUSE

SIMPLE AND HYGIENIC TO USE WITH IMMEDIATE RESULTS

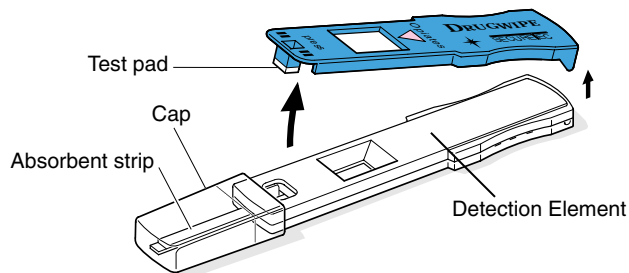


DRUGWIPE® Short Instructions

Please follow instructions carefully

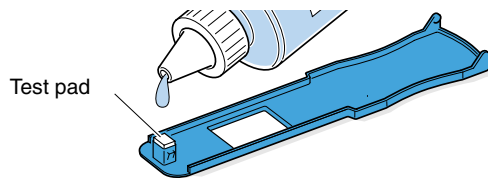


1. Read section „Select Test Method” overleaf.
2. Choose DRUGWIPE® type, before opening the packet.
3. Check the „expiration” date.
4. Check there is NO damage to packet.
5. Tear open foil packet at the cut, remove DRUGWIPE®.
6. Fill a small CLEAN bottle/container with tap water.
7. Lift the blue DRUGWIPE® cover off the white body.

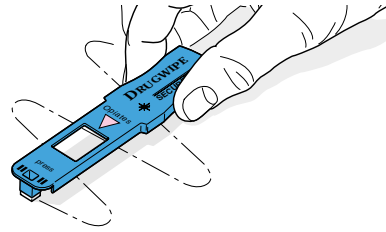


WARNING: Do not touch test pad. Do not remove cap.

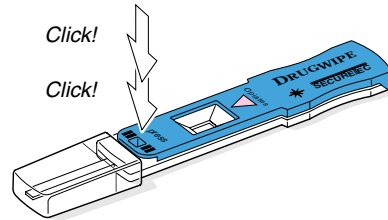
8. For surfaces/sweat/skin: Turn cover over. Wet test pad with tap water and shake off any excess water. DO NOT touch the pad.
For saliva: do not wet the test pad, saliva can be sampled with the dry test pad.



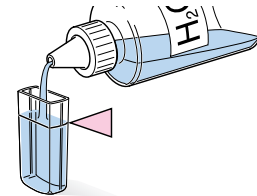
9. Wipe test pad gently over suspected surface for approximately 4 to 6 times. Dab rough surfaces.



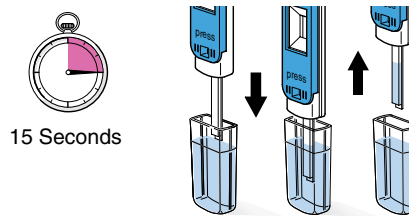
10. Replace blue cover onto white body gently and close firmly with a Double Click.



11. Remove clear end cap & fill to mark with tap water.

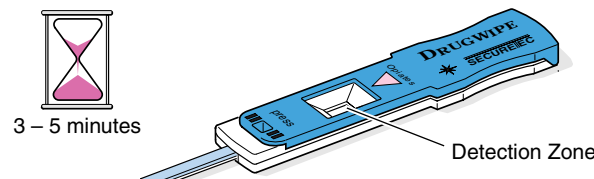


12. Dip DRUGWIPE® into the cap of water. Count 15 seconds then remove.



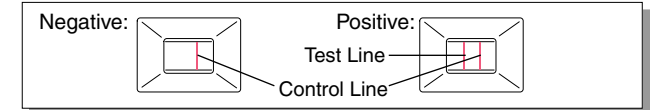
WARNING: DO NOT immerse white plastic body.

13. Hold DRUGWIPE® horizontal for 3 – 5 minutes.



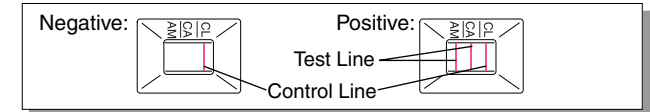
14. Reading and interpretation of the test result:
The result of the Drugwipe test is shown as red lines: the test lines and the control line. The positions of the test and the control lines are indicated in the original (unused) DRUGWIPE® with a blue dye. These blue lines will disappear during the test cycle and will be replaced by the red test lines and a red control line.

Indication of the test result with DRUGWIPE® Single test:

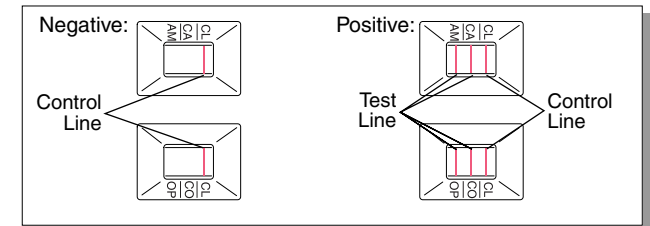


The test line is only appearing in the case of a positive DRUGWIPE® result as a second red line in the detection zone of the individual drug.

Indication of the test result with DRUGWIPE® Twin (AM/CA and OP/CO):



Indication of the test result with DRUGWIPE® 5:



In each detection zone the results for 2 or 3 drugs are indicated simultaneously. The specific detection zone for each drug is shown on the top cover of the detection element. A red line in this zone has to be interpreted as a positive test result for the respective drug. In case of a negative test result no red line is appearing. The original blue lines are fading and the specific detection zones turn white.

The test line is also to be interpreted as positive, if it is incomplete over the widths of the test strip. An uneven or incomplete test line is due to an uneven sample distribution on the test pad of the wiping element. In case the control line does not appear the test has to be interpreted as invalid and has to be repeated (e.g. by sampling a different location). The DRUGWIPE® result can be read after 3 minutes, but not later than 10 minutes after the test has been dipped into tap water.

This product is sold to law enforcement, security, medical and corporate professionals for use in accordance with internal policies and in conformance with Federal, State and Local laws. The manufacturer, agents and distributors are not liable for misuse or abuse of this product.